















High-performance

Rubidium atomic clock

Product profile

TRA80 is a high-performance and cost-effective rubidium atomic clock, which can obtain core characteristics such as high stability, low phase noise, low aging rate, low temperature coefficient at a reasonable cost, and can accept 1PPS timing and 10MHz calibration, can measure its own frequency and automatically calibrate its own frequency, and can be used in scenarios such as time-frequency measurement standard instruments, aerospace, aircraft tracking and control, communications, astronomy, meteorology, synchronous broadcasting, digital television, single-frequency network system, synchronous acquisition system and so on.

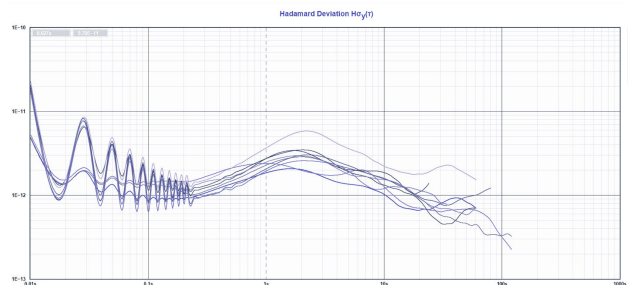
Application area

 Wireless base stations	 Communication	 Aerospace	 Astronomy
 Time-frequency measuring instruments	 Synchronous broadcasting	 Network synchronization	 Atmosphere
 Aircraft tracking and TT&C	 Synchronous acquisition system	 Single-frequency network system	 Digital Television

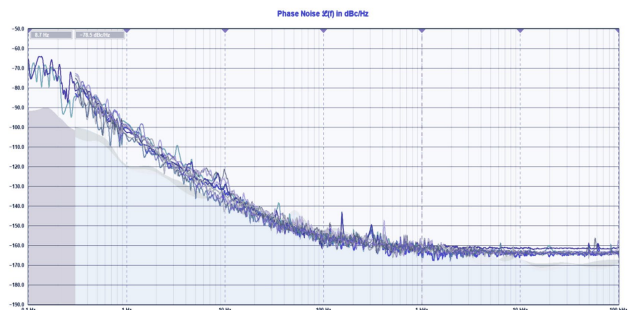
Product features

- Operating temperature range -30°C ~+65°C
- The short-term stability is better than the 5E-12/1s
- Room temperature stable power ≤ 15W
- Cost-effective, low ageing rate, low temperature frequency coefficient
- High frequency stability, with a typical value of 1.5E-12 / 10s
- Low phase noise, typical value-135 dBc / Hz@10Hz
- 1 PPS timing and 10 MHz calibration

Typical curve



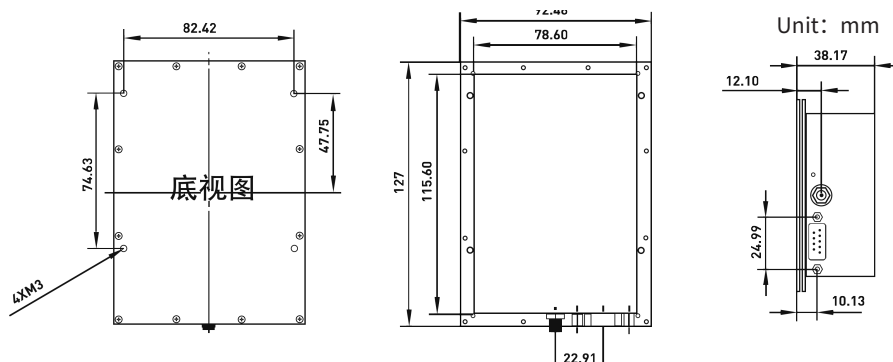
Typical value of the frequency stability:	100ms: 1.5×10^{-12}	1s: 2.5×10^{-12}
	10s: 1.5×10^{-12}	100s: 4.5×10^{-13}
	1000s: 3.0×10^{-13}	



Typical values of the phase noise:	1Hz: -95dBc/Hz	10Hz: -135dBc/Hz
	100Hz: -155dBc/Hz	1kHz: -161dBc/Hz
	10kHz: -162dBc/Hz	

Test Item		Technical Indicators			
Output frequency	condition	10 MHz, 1-way sine wave (50Ω, ≥ 7dBm)			
Factory accuracy		≤ 5×10 ⁻¹¹			
Frequency control	Voltage pressure control	0~5V, with the total range of at least ±1.5×10 ⁹			
	Instruction adjustment	Seamless adjustment range of at least ±1×10 ⁻⁶ , Resolution:6.81×10 ⁻¹³			
Locking time	Indoor temperature	≤ 5min			
Frequency stability	1s	≤ 5×10 ⁻¹²			
	10s	≤ 3×10 ⁻¹²			
	100s	≤ 1×10 ⁻¹²			
Phase noise	1Hz	≤ -90dBc/Hz			
	10Hz	≤ -125dBc/Hz			
	100Hz	≤ -150 dBc/Hz			
	1kHz	≤ -160 dBc/Hz			
	10kHz	≤ -160 dBc/Hz			
Frequency drift rate		±2×10 ⁻¹² /Day ±5×10 ⁻¹¹ /Month	FD10: ±1×10 ⁻¹² /Day ±3×10 ⁻¹¹ /Month	FD5: ±5×10 ⁻¹³ /Day ±1×10 ⁻¹¹ /Month	
Frequency reproducibility	Switch 24h	±2×10 ⁻¹¹			
Temperature and Frequency Characteristics		≤ 5×10 ⁻¹⁰	TC3: ≤ 3×10 ⁻¹⁰	TC1: ≤ 1×10 ⁻¹⁰	TC0.5: ≤ 5×10 ⁻¹¹
Harmonic And Clutter		harmonic ≤ -30dBc, clutter ≤ -80dBc			
Working temperature	Bottom plate temperature	-30°C ~+65°C			
Storage temperature		-40°C ~+85°C			
Power supply	±4%	+12V~+15V or +24V			
Rate of work	Preheat	≤ 45W			
	Steady state (+25°C)	≤ 15W			
External Dimension	Body size	116mm×79mm×38mm			
	Bottom plate size	127mm×93mm			
Weight		≤ 500g			
1PPS input		+3V~+5V TTL, Judder <300ns, Pulse width > 100ns			
1PPS output		Rising edge / Falling edge: ≤ 10ns, Pulse width: 1us~999ms,			
Taming accuracy	After 24hof synchronization	Taming jet lag±50ns, Time-keeping accuracy ≤ 1us@24h, Frequency accuracy ≤ 1×10 ⁻¹² @24h			

External Dimension



Pin Definition

- 1: Ground
- 2:1 PPS-IN
- 3: RS232-TX
- 4: RS232-RX
- 5: Locking indication
- 6: Power
- 7:1 PPS-OUT
- 8: Ground
- 9: Frequency pressure control